



2025 RMF Karri Rally Further Regulations #2

Permit Number 625/1907/01



ISSUED BY CLERK OF THE COURSE
DATE: Thursday, 14th July 2025 @ 1635hrs

TO: All Competitors
FROM: Clerk of the Course
No of pages: 3 (including attachments)
Attachments: 1

Service area

There is no service area on Friday.
Updated service park map attached showing additional area available for trailer parking (on Saturday only) and overflow service if necessary and including TC locations.



Rally Office/HQ

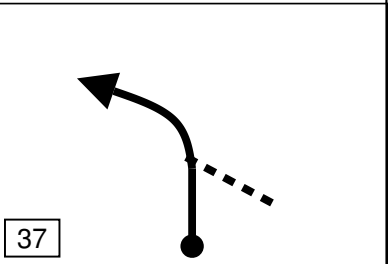
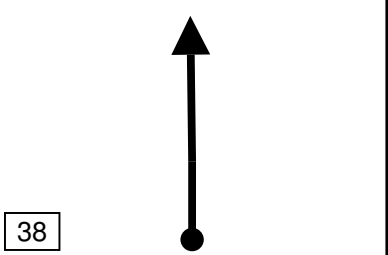

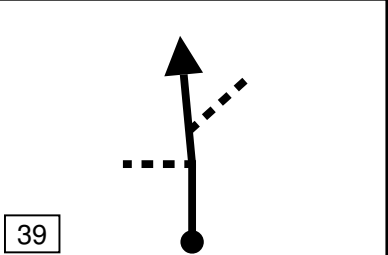
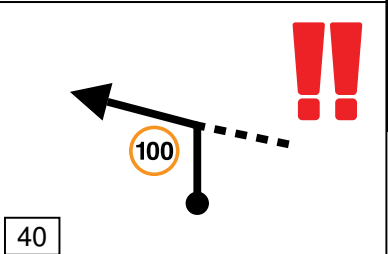


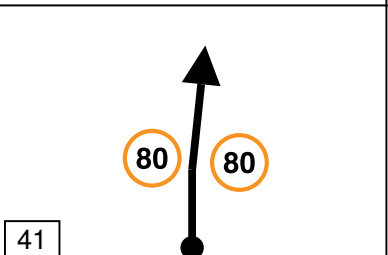

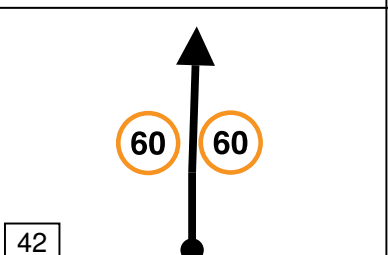

Rally office will be located in the timing tower at the Moto X track

Roadbook

Due to late changes to the roadbook the "Time Allowed" allocations in the roadbook are incorrect, please use time allowed as shown in the Itinerary and Timecards.

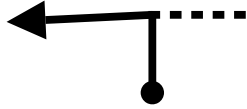
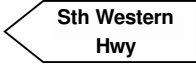
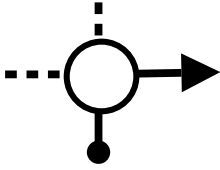

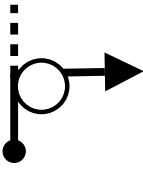

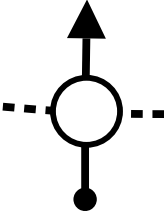

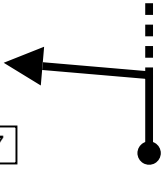
Liaison from end of SS8 to Finish In (TC8A) Parc Fermé is also missing from the roadbook, please see attached Pages 42A and 43A for this route. (Parc Fermé is the car park to the rear of the Tall Timbers Brewery).

Jonathan Charlesson
Clerk of the Course

From TC 8 Tick rd		DISTANCE		DAY Saturday	
To TC 8A Finish In		32.85km		SECTION 3	
SPECIAL STAGE 8		RECORD		TIME ALLOWED	
Mooralup		17.60km		40 min	
DISTANCE		DIRECTION	INFORMATION	DISTANCE REGRESS	
TOTAL	PARTIAL				
17,98	0,38		RBL	14,87	
18,25	0,27		 STOP 34°15.231'S 116°16.240'E ALT: 240 m	14,60	
18,51	0,26		SO KL	14,34	
21,26	2,75		  CAUTION TL	11,59	
25,67	4,41		 80 Kph	7,18	
30,11	4,44		 60 Kph	2,74	

PROXIMA NOTA
PROCH NOTE
NEXT NOTE

1,78

From TC 8 Tick rd		DISTANCE		DAY Saturday	
To TC 8A Finish In		32.85km		SECTION 3	
SPECIAL STAGE 8 Mooralup		RECORD 17.60km		TIME ALLOWED 40 min	
DISTANCE		DIRECTION	INFORMATION	DISTANCE REGRESS	
TOTAL	PARTIAL				
31,89	1,78	 43	 TL	0,96	
32,20	0,31	 44	 Take third exit	0,65	
32,48	0,28	 45	 TR	0,37	
32,73	0,25	 46	 SO	0,12	
32,85	0,12	 47	TL into Parc Ferme	0,00	